




Inter RAO at a Glance

30 September 2017 year



Inter RAO Today

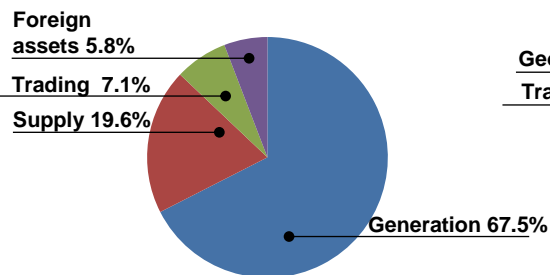
- One of the largest national power generators with total installed electricity capacity of **32,6 GW**
- The plants of the company produced over **97.0 bn kWh** of electric power (9M2017)
- Ranks among the **largest** European utilities by overall installed capacity
- Operates and manages **46 thermal, 12 hydro power plants** and **2 wind farms**
- The leading Russian **cross-border electricity trader**
- Retail business in **58** regions of Russia
- Rated **BBB-** (stable) by Fitch (11.05.2017), **Ba1** (stable) by Moody's (21.02.2017)

RUB bn	9M2017	9M2016
Revenue	653.7	622.0
EBITDA	67.0	69.3
EBITDA Margin	10.2%	11.1%
	30.09.2017	31.12.2016
Total Assets	602.0	571.6
Adjusted Debt ⁽¹⁾	26.6	17.8
Adjusted Net Debt ⁽¹⁾	-104.2	-78.2
Debt / EBITDA	0.3x	0.2x
Net Debt / EBITDA	-1.1x	-0.8x

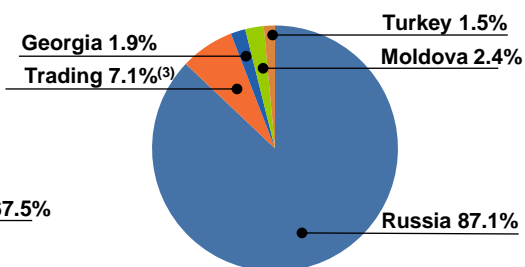
Source: IFRS reports

EBITDA Breakdown 9M2017

by business line⁽²⁾

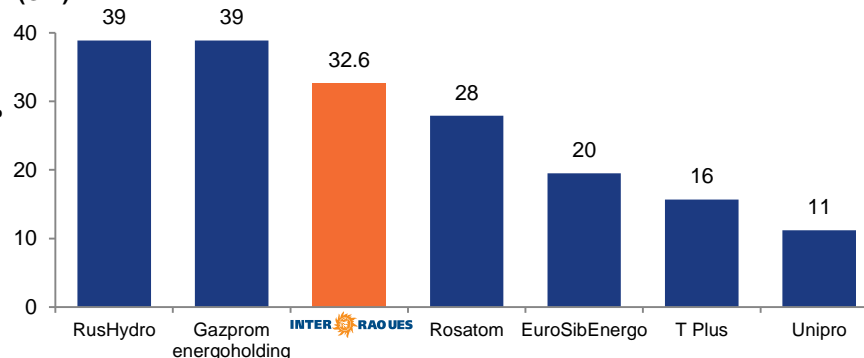


by geography⁽²⁾



Ranking Among Largest Russian Utilities⁽⁴⁾

Installed Capacity (GW)



(1) Including share of debt of joint ventures

(2) Excluding Corporate centre and Engineering segment

(3) In Europe and Russia

(4) Inter RAO's installed capacity reflects Russian and foreign generation assets as of 30.09.2017. Installed capacity of other companies is presented as a data from public sources



**INTER
RAOUES**

energy without borders

THANK YOU!

