




Inter RAO at a Glance

31 December 2018 year



Inter RAO Today

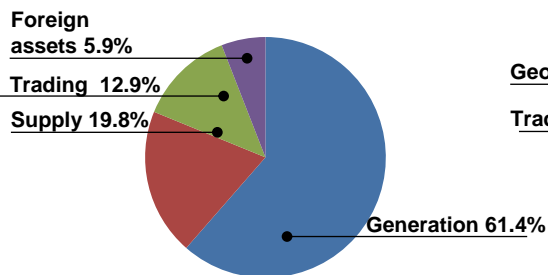
- One of the largest national power generators with total installed electricity capacity of **33,7 GW**
- The plants of the company produced over **132.5 bn KWh** of electric power (2018)
- Ranks among the **largest** European utilities by overall installed capacity
- Operates and manages **41 thermal plants** and **6 small-scale units, 10 hydro power plants** and **2 wind farms**
- The leading Russian **cross-border electricity trader**
- Retail business in **62** regions of Russia
- Rated **BBB-** (positive) by Fitch (06.08.2018), **Baa3** (stable) by Moody's (15.02.2019)

RUB bn	2018	2017 (restated)
Revenue	962.6	869.2
EBITDA	121.3	97.6
EBITDA Margin	12.6%	11.2%
	31.12.2018	31.12.2017 (restated)
Total Assets	728.6	639.1
Adjusted Debt ⁽¹⁾	59.8	28.9
Adjusted Net Debt ⁽²⁾	-166.7	-135.5
Debt / EBITDA	0.5x	0.3x
Net Debt / EBITDA	-1.4x	-1.4x

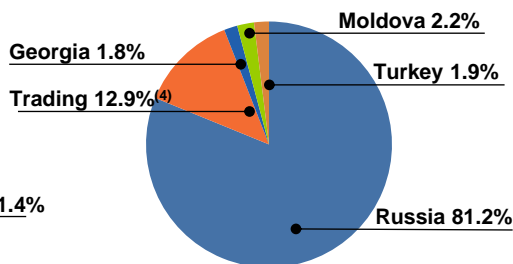
Source: IFRS reports

EBITDA Breakdown 2018

by business line⁽³⁾

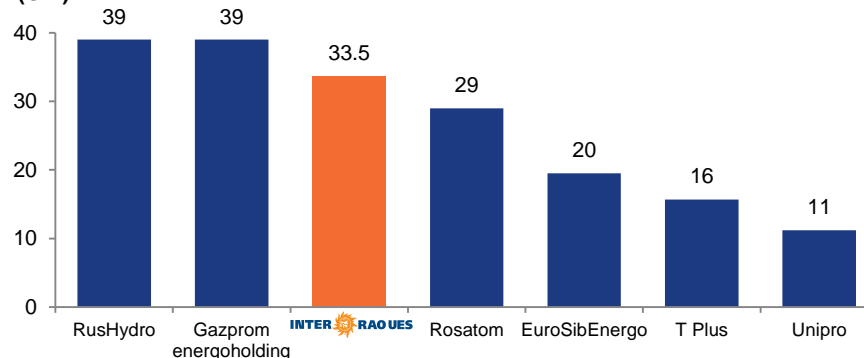


by geography⁽³⁾



Ranking Among Largest Russian Utilities⁽⁵⁾

Installed Capacity (GW)



(1) Including lease liabilities (including joint ventures)

(2) Including lease liabilities (including joint ventures) and cash deposits (3-12 months)

(3) Excluding Corporate centre and Engineering segment

(4) In Europe and Russia

(5) Installed capacity is presented as a data from public sources



**INTER
RAOUES**

energy without borders

THANK YOU!

